



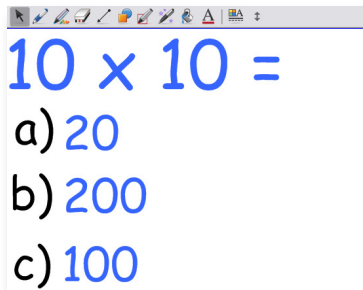
Introduction

This document provides an overview of the information you need to create and customize the Checker tool in SMART Notebook™ collaborative learning software. The Checker tool is found in the Lesson Activity Toolkit in the SMART Notebook Gallery, and is an interactive tool that you can use to check an answer to a question and receive instant feedback. Before you begin, ensure SMART Notebook software is installed on your computer and that you have downloaded the Lesson Activity Toolkit 2.0.

Creating the Checker Tool

1. Open a blank page in SMART Notebook software

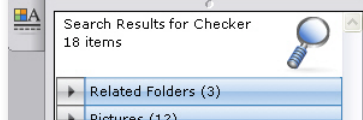
2. Type a question and list of answers on your SMART Notebook page. Type the answers separately from one another.



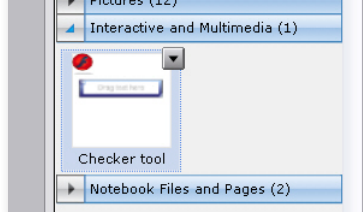
3. Click the **Gallery** tab, and type *Checker* in the text box



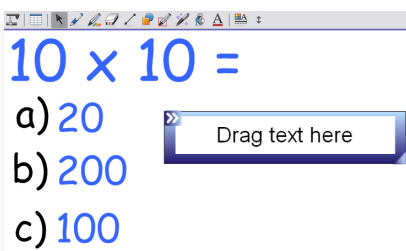
4. Click the **Search** button. The search results appear.



5. Select the **Interactive and Multimedia** folder to display the Checker tool

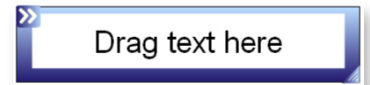


6. Click and drag the thumbnail of the Checker tool to your SMART Notebook page. The Checker tool is added to the page.

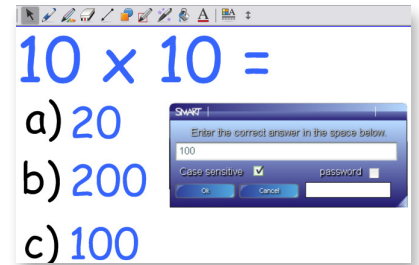


Customizing the Checker Tool

1. You can resize the Checker tool by clicking and dragging the **resize handle** in the bottom-right corner of the Checker tool
2. You can customize the Checker tool by clicking the **edit arrows** in the top-left corner of the Checker tool
3. Type the correct answer to the question in the text box. The answer must be identical to one of the answers listed for your question.

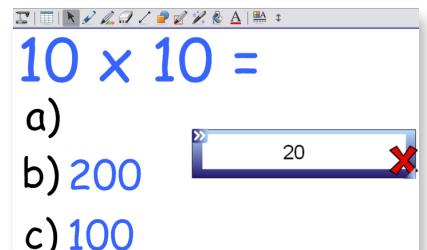


Tip: Use the **Case sensitive** and **password** check boxes to further customize the Checker tool.

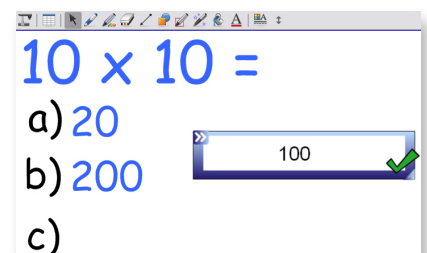


Using the Checker Tool

1. Click and drag one of the incorrect answers to the Checker tool. A red **X** appears in the bottom-right corner.



2. Click and drag the correct answer to the Checker tool. A green check mark appears in the bottom-right corner.



The Checker tool provides students with instant feedback and an opportunity to gain interest by interacting with the SMART Board™ interactive whiteboard. Another extraordinary effect, made simple.