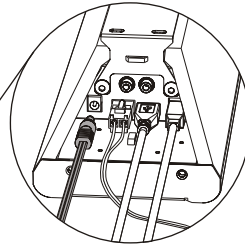
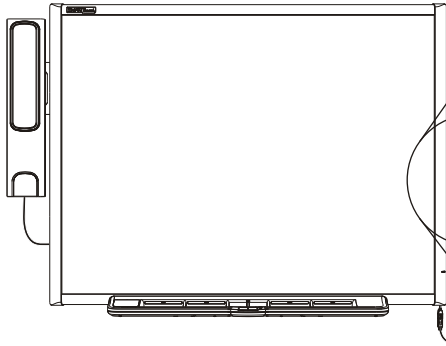


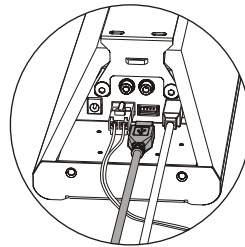
Disconnecting the Wall- or Board-Mounted USB Audio System (SBA) from a SMART Board™ 600 Series Interactive Whiteboard

1



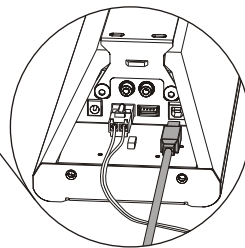
Unplug the powered barrel connector from its socket on the right speaker.

Unplug the other end of this cable from the wall outlet and store the power cable safely out of the way.



Then unplug the USB-A connector from its receptacle.

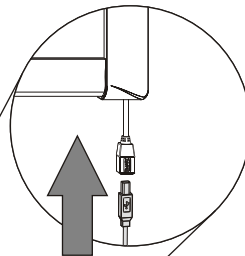
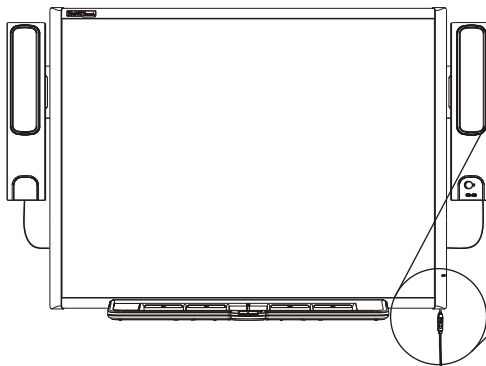
Unplug the other end of this cable from the SMART Board interactive whiteboard's flying lead and store the cable safely out of the way.



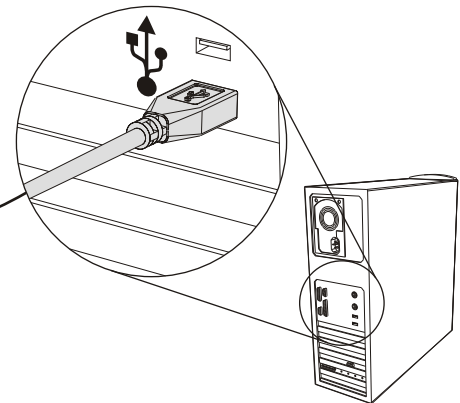
Finally, unplug the USB-B connector from its receptacle.

Keep this end of the cable handy as you will connect it to the interactive whiteboard in the next step.

2



Connect the USB-B end of the USB cable that you just unplugged (and that's still connected to the resident computer) to the flying lead of the interactive whiteboard.



SMART Technologies Inc.
1207 – 11 Avenue SW, Suite 300
Calgary, AB T3C 0M5
CANADA
Support +1.403.228.5940 or Toll Free 1.866.518.6791 (Canada/U.S.)
Support Fax +1.403.806.1256
support@smarttech.com www.smarttech.com

SMART
Technologies