

New features

SMART Notebook™ 11.1 software

SMART Notebook™ collaborative learning software provides the tools to create and deliver engaging, interactive learning experiences across grades, subjects and learning styles.

This document summarizes the new features in SMART Notebook 11.1 software.

Hardware acceleration and performance improvements

SMART Notebook 11.1 software includes several enhancements that ensure it starts more quickly than previous versions.

In addition, through hardware acceleration, SMART Notebook 11.1 software completes some tasks using your computer's graphics processing unit (GPU) rather than its central processing unit (CPU). Hardware acceleration improves the performance of SMART Notebook software on most computers.

NOTE

Hardware acceleration can cause issues on some computers, such as content not displaying correctly and SMART Notebook software not responding. If you encounter these issues, you can disable hardware acceleration.

NEW FEATURES

SMART Notebook 11.1 software

Reorganized menus

The SMART Notebook software menus have been reorganized to make them easier to use and more consistent across operating systems.

Add-on Manager

First introduced in SMART Notebook 11 software, add-ons are extensions created by SMART Technologies and by third-party software developers. You install add-ons to add specialized features to SMART Notebook software.

SMART Notebook 11.1 software introduces the Add-on Manager, which enables you to install, enable, disable and remove add-ons.




New preferences

SMART Notebook 11.1 software introduces new preferences that enable you to do the following:

- Enable or disable the shake gesture and the press-and-hold gesture
- Enable or disable hardware acceleration
- Change the measurement tools' color
- Add or remove cell padding to tables

New buttons in the Full Screen toolbar

The Full Screen toolbar includes two new buttons:



Button	Command	Action
	Page Width	Change the zoom level to the page's width.
 TIP This is useful if you're using a widescreen interactive product and gray bars appear on the sides of the page.		
	Entire Page	Change the zoom level to Full Page view.

NEW FEATURES

SMART Notebook 11.1 software

New toolbar buttons

You can now add the following buttons to the toolbar:

- **Cut** 
- **Copy** 

Scale-to-fit Internet browsers

SMART Notebook 11 software introduced the ability to embed Internet browsers in the software.

When you resize an Internet browser in SMART Notebook 11.1 software, the Internet browser's content scales automatically so that you always see the entire web page that you are viewing.

Compatibility mode

SMART Notebook 11 SP1 software introduced a new menu option: **File > Reload File in Compatibility Mode**. This menu option enables you to open .notebook files created with SMART Notebook Publisher Tools in Compatibility mode so that text boxes display correctly.

In SMART Notebook 11.1 software, all .notebook files open in Compatibility mode by default. Therefore, **Reload File in Compatibility Mode** has been removed from the *File* menu.

Improved Help

SMART Notebook 11.1 software introduces new Help that includes the following improvements:

- The table of contents and search results display in separate frames, enabling you to view both at the same time.
- As you move from page to page in the Help, the URL in your browser's address bar changes, enabling you to add individual pages to your browser favorites or bookmarks.
- The new share feature enables you to share individual pages with others through Facebook, Twitter or other social media, as well as to e-mail links to individual pages.
- The Help has been organized into four major sections:
 - About
 - The basics
 - Beyond the basics
 - Maintenance and troubleshooting

NEW FEATURES

SMART Notebook 11.1 software

smarttech.com/support

smarttech.com/contactsupport

© 2013 SMART Technologies ULC. All rights reserved. SMART Notebook, smarttech, the SMART logo and all SMART taglines are trademarks or registered trademarks of SMART Technologies ULC in the U.S. and/or other countries. All third-party product and company names may be trademarks of their respective owners. Contents are subject to change without notice. 03/2013.