

In-Wall *Rear Projection* SMART Board™ Interactive Whiteboard

Specifications – Model 2965

Physical Specifications

Size	Interactive Whiteboard	72 1/4" W × 55 1/4" H × 2 5/8" D (183.5 cm × 140.3 cm × 6.7 cm)
	Pen Tray with Keyboard Bracket	38 1/4" W × 9 5/8" H × 4 5/8" D (97.2 cm × 24.4 cm × 11.8 cm)
	Active Screen Area	67 1/4" W × 50 3/8" H (170.8 cm × 128.0 cm) 84" (213.4 cm) diagonal
	Mirror Stand	57 1/8" W × 78 3/4" H × 25 1/2" D (145.1 cm × 200.0 cm × 64.8 cm)
Installation Information	Minimum Wall Opening	68 5/8" W × 54 3/8" H (174.3 cm × 138.1 cm) The interactive whiteboard must be mounted between two studs that run from floor to ceiling.
Estimated Weight	Interactive Whiteboard	105 lb. (47.6 kg)
	Mirror Stand (with Projector)	225 lb. (102.1 kg)
Estimated Shipping Size	Crate 1 (Interactive Whiteboard)	77" W × 65" H × 26" D (195.6 cm × 165.1 cm × 66.0 cm)
	Crate 2 (Mirror Stand)	62" W × 88" H × 43" D (157.5 cm × 223.5 cm × 109.2 cm)
Estimated Shipping Weight	Crate 1 (Interactive Whiteboard)	160 lb. (72.6 kg)
	Crate 2 (Mirror Stand)	408 lb. (185.1 kg)

All dimensions +/- 1/8" (0.3 cm). All weights +/- 5 lb. (2 kg).

Standard Features

Software	SMART Board software and Notebook™ software. Free software upgrades are available at www.smarttech.com/support/software/index.asp .
SMART Mirror Stand	Fully assembled with leveling feet for height control. Includes projector with short-throw lens.
Pen Tray	Optical sensors in the pen tray detect when a pen or the eraser is lifted from the tray. LED indicators show the active tool. Includes four Whisper-tip™ pens (black, blue, red and green) and one eraser.
Keyboard Bracket	Bracket attaches to the wall below the pen tray to hold the wireless keyboard and IR receiver
Wireless Keyboard	U.S. English Windows® operating system with built-in trackball (all regions except Japan)
Resolution	Touch resolution approximately 2000 × 2000
SMART Super Screen	Bright image with uniform light distribution. Suitable for high-ambient lighting, specifically meeting rooms or videoconferencing rooms.
Screen Surface Material	Extremely durable, low-reflection (matte) finish reduces glare from overhead lights
Digitizing Technology	DVIT™ (Digital Vision Touch) technology uses digital cameras to track an object interacting with the display surface
Computer Connection	A 21' 6" (6.6 m) SMART USB adapter cable is included
Power Supply	A switching power supply, 100V–250V AC, 47 Hz–63 Hz, 12V DC 4.2A, with a 6' (1.8 m) country-specific power cord
Power Requirements	Approximately 500 watts. This 500-watt estimate does not include the internal computer or other optional components, such as a VCR or DVD player.
Warranty	Two-year limited equipment warranty on screen, cabinet and projector. 500 hour/three month warranty on the projector lamp.

Projector

Display Type	True XGA (1024 × 768) NEC MT1065 projector with short-throw lens
Display Technology	1" p-Si TFT with MLA
Brightness	3400 ANSI Lumens
Contrast Ratio	800:1
Lamp (Life)	275 W, 2000-hour lamp life (user changeable)
Scanning Rates	H-sync 15 kHz–100 kHz; V-sync 48 Hz–120 Hz
Video Compatibility	NTSC, NTSC 4.43, PAL, PAL-60, PAL-M, PAL-N, SECAM
Projector Support	Replacement projector shipped within one business day. Upon request, original projector repaired and returned within five business days. Available free of charge for two years.

SMART Board Software and Notebook Software Computer Requirements

Windows Computers

Pentium® II 450 MHz processor
128 MB of RAM (256 MB recommended)
136 MB of free hard disk space for minimum installation (511 MB for full installation with Gallery collections)
Windows NT® 4.0 (SP6), Windows 98 operating system or later
Microsoft Internet Explorer® 6.0 or later
Macromedia® Flash® player version 8

NOTE: The Airliner™ wireless slate requires the Windows 2000 or Windows XP operating system.

Requirements for SMART Video Player

Pentium II 450 MHz processor (700 MHz or faster recommended)
Windows 98 operating system or later. Does not run on the Windows NT operating system.
Microsoft® DirectX® technology 8.1 or later

Mac Computers

700 MHz processor (1 GHz or faster recommended)
128 MB of RAM (256 MB recommended)
Mac OS X versions 10.3.9 and 10.4.x
148 MB of free hard disk space for minimum installation (423 MB for full installation with Gallery collections)
Available powered USB port
Safari 1.3.2 or later
SMART Board software version 9.5 supports Intel processors (Universal Binary)

NOTE: Previous versions of SMART Board software are compatible with earlier versions of the Mac OS X operating system. To download a previous version of SMART Board software, go to www.smarttech.com/support/software/sb_mac_other.asp.

Storage and Operating Specifications

Storage Operation

14°F to 95°F (-10°C to 35°C) with up to 95% humidity non-condensing
41°F to 84°F (5°C to 29°C) with up to 90% humidity non-condensing

SMART Order Number

WRPSB 2965-DV

In-Wall *Rear Projection* SMART Board 1910 interactive whiteboard, mirror stand and NEC MT1065 projector

Optional Accessories

01-00128

Replacement projector lamp and air filter for the NEC MT1065 projector (NEC part No. MT60LP)

01-00129

Extended-life projector lamp (4000 lamp hours at 1700 ANSI Lumens) (NEC part No. MT60LPS)

93-00360

Optional 20' (6.1 m) straight-through DB9F-to-DB9F serial cable. Must be ordered separately for systems that don't support USB connections.

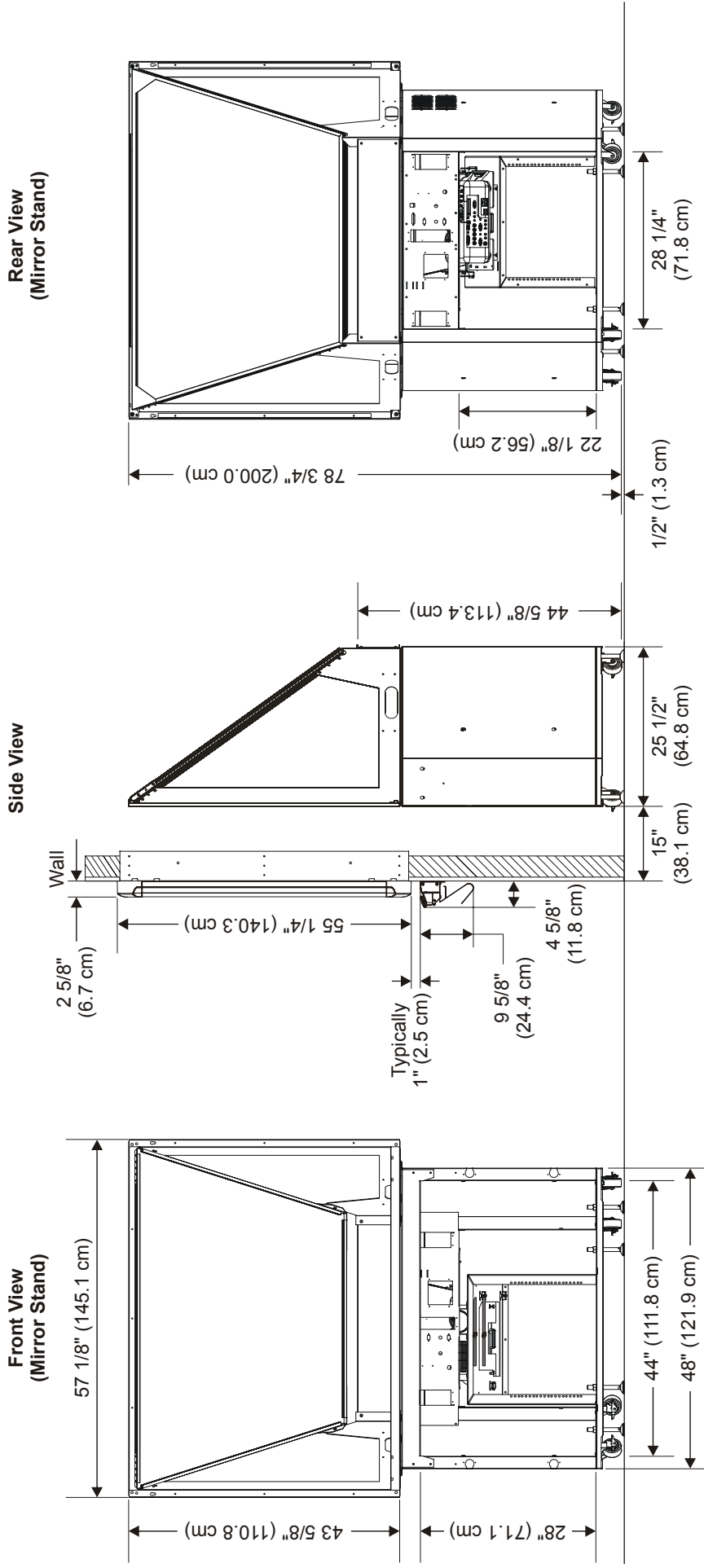
SMART Technologies Inc.
1207 – 11 Avenue SW, Suite 300
Calgary, AB T3C 0M5
CANADA
Phone +1.403.245.0333
Toll Free 1.888.42.SMART (Canada/U.S.)
info@smarttech.com www.smarttech.com

SMART
Technologies

In-Wall Rear Projection SMART Board™ Interactive Whiteboard

Specifications – Model 2965

The 2965 includes the In-Wall Rear Projection SMART Board 1910 interactive whiteboard, the Mirror Stand and the NEC MT1065 projector with short-throw lens.



NOTES

The mirror stand is shown with a 1/2" (1.3 cm) gap between the casters and the floor. The leveling legs have a ± 1/2" (1.3 cm) range of adjustment. If you adjust these legs, make a corresponding adjustment to the height of the wall opening for the screen.

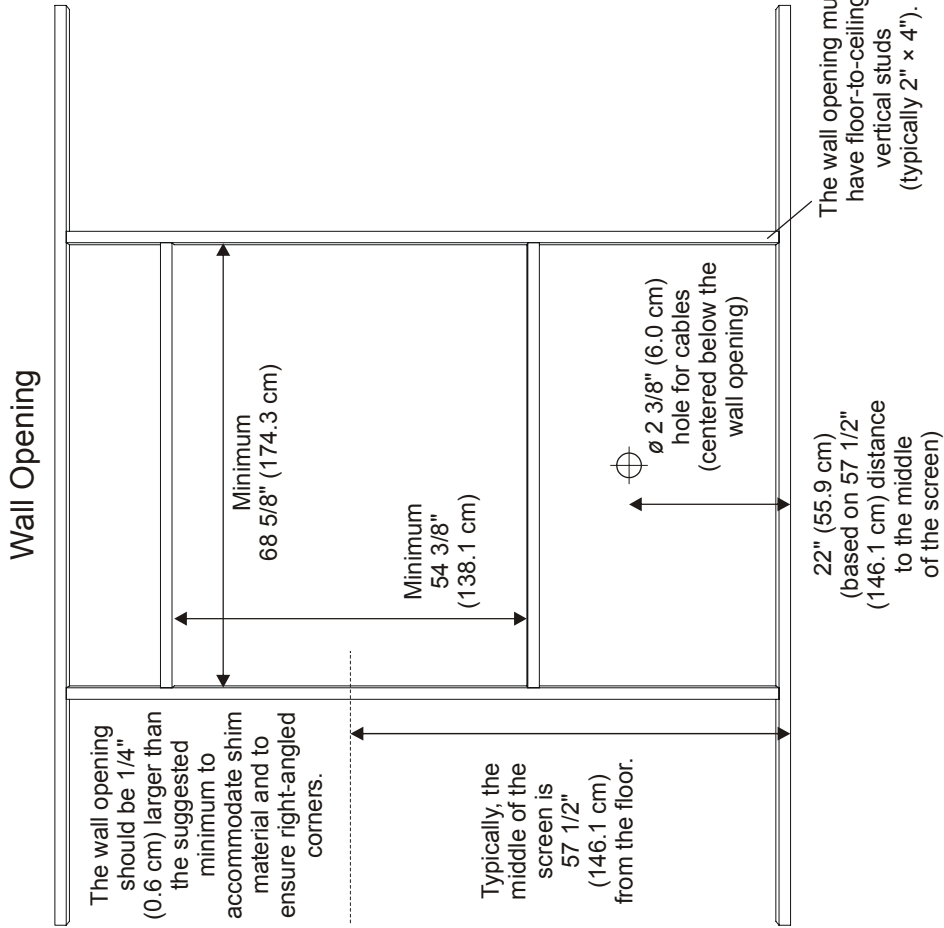
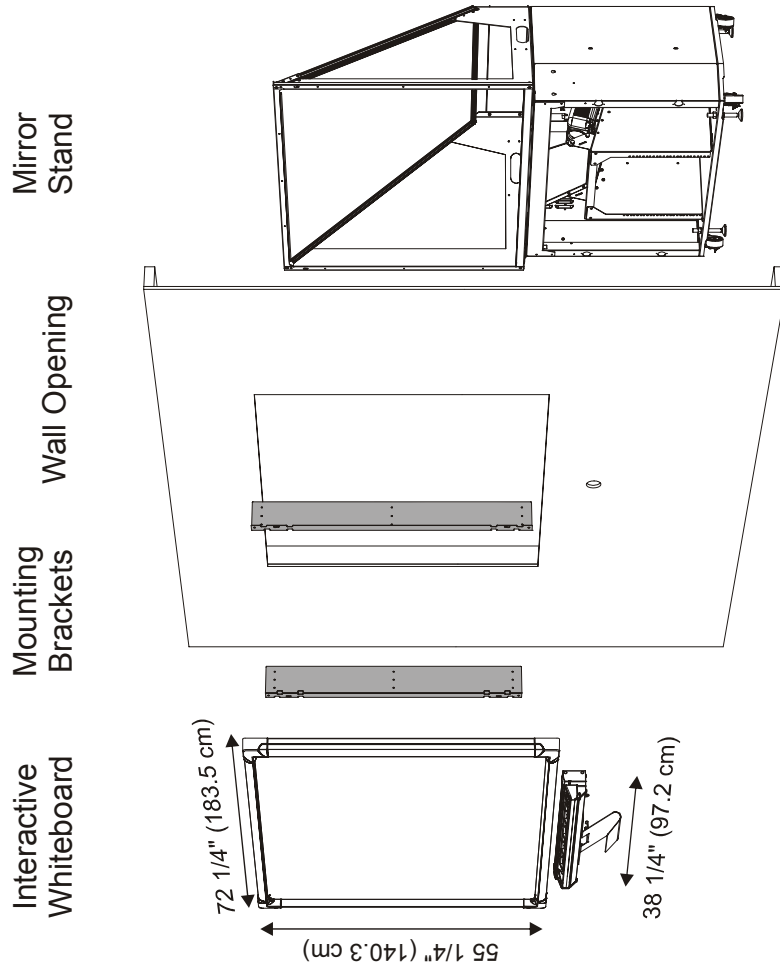
You must allow at least 15" (38.1 cm) between the lower cabinet of the mirror stand and the wall surface upon which the interactive whiteboard is mounted.

If you construct a room to house the mirror stand, make it approximately 5' (1.5 m) deep to provide room for projector maintenance access.



In-Wall Rear Projection SMART Board™ Interactive Whiteboard

Specifications – Model 2965



All dimensions +/- 1/8" (0.3 cm).