

Using Toggle Bolt Anchors to Install a SMART Camfire™ System

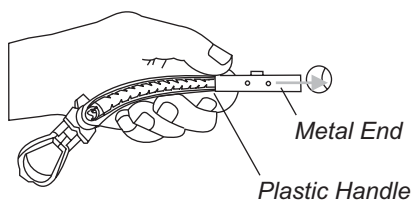
This document explains how to use the toggle bolt anchors provided with your SMART Camfire DCi or Camfire PC system. With the DCi system, the toggle bolt anchors are used to attach the wall brackets for a camera boom and control unit. With the PC system, the toggle bolt anchors are only used to attach the wall bracket for a camera boom. For detailed instructions, refer to the *SMART Camfire DCi Installation Guide* or *SMART Camfire PC Installation and User's Guide*.

STEP 1: Drill holes

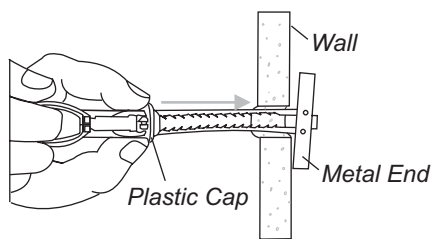
At each toggle bolt anchor location, drill a 1/4" (6 mm) pilot hole and then the final 1/2" (13 mm) hole through the drywall. If the marked location is at a wall stud, don't use a drywall anchor. Use a No. 8 by 2"-(38.1 mm)-long wood screw for wood studs or a self-drilling metal screw for metal studs.

STEP 2: Insert toggle bolt anchors

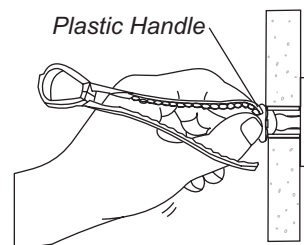
- 1 Bend the metal end of the toggle bolt anchor flat against the plastic handle. Push the toggle bolt anchor through the hole in the wall.
- 2 Slide the plastic cap until it's flush with the drywall. The metal end will move against the inside of the wall to create an anchor.
- 3 Bend the plastic handle on the toggle bolt anchor to break it off.



Bend the metal end and push the anchor through the hole.



Slide the plastic cap to the drywall.

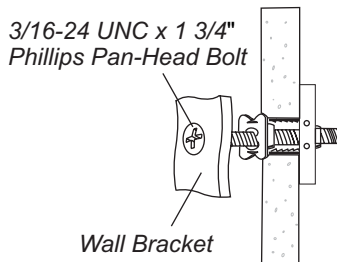


Break off the plastic handle.

STEP 3: Attach the wall bracket

Align the wall bracket with the toggle bolt anchors. Insert by hand a 3/16–24 UNC x 1 3/4" Phillips® pan-head bolt into each toggle bolt anchor. Once the threads begin to catch, you can use a Phillips hand screwdriver to tighten the bolts.

NOTE: Do not use an electric screwdriver. Overtightening the bolt may cause the plastic to break and the metal end to fall behind the wall.



SMART Technologies Inc.

Suite 600, 1177 - 11th Avenue SW, Calgary, AB CANADA T2R 1K9

Support: 1.866.518.6791 (Canada/U.S.) or +1.403.228.5940 in all other countries

Main Switchboard: 1.888.42.SMART (Canada/U.S.) Or +1.403.245.0333 in all other countries

Support Fax (24 hours): +1.403.245.0366

support@smarttech.com www.smarttech.com

SMART

Technologies Inc.

Bringing people and ideas together.™